FARMER MAC

2026 Q3 DEBT INVESTOR FACT SHEET

Accelerating Rural Opportunities®

VISIT OUR BLOOMBERG PAGE FAMC <GO>

OUR MISSION

Farmer Mac is driven by its mission to increase the accessibility of financing to provide vital liquidity for American agriculture and rural infrastructure. The secondary market served by Farmer Mac provides liquidity to our nation's agricultural and infrastructure businesses, supporting a vibrant and strong rural America. We offer a wide range of solutions to help meet financial institutions' growth, liquidity, risk management, and capital relief needs across diverse markets, including agriculture, agribusiness, broadband infrastructure, power and utilities, and renewable energy. We are uniquely positioned to facilitate competitive access to financing that fuels growth, innovation, and prosperity in America's rural and agricultural communities.

"A strong agriculture economy starts with dependable access to affordable credit. ***Farmer Mac plays a critical role in providing liquidity, managing risk, and strengthening the ability of lenders to serve rural America.*** *By supporting competitive financing options, Farmer Mac helps sustain family farms, create jobs, and promote long-term growth in the rural communities that form the backbone of our nation's economy."*

– REPRESENTATIVE RANDY FEENSTRA (R-IOWA)

"Rural communities are home to some of the hardest-working people in America. ***When lenders have access to Farmer Mac's secondary market, families, farmers, and small businesses gain more certainty as they plan for the future.*** *That support helps strengthen hometown economies and preserve small-town ways of life, while helping rural America thrive for the next generation."*

– REPRESENTATIVE SHARICE DAVIDS (D-KANSAS)

INVESTMENT HIGHLIGHTS

FARMER MAC'S VITAL ROLE AND UNIQUE STRENGTHS[1]

GSE AND INSTRUMENTALITY OF THE UNITED STATES

- Created by Congress in 1987
- $1.5 billion line of credit with U.S. Treasury
- Eligible for purchase by Federal Reserve Banks
- Publicly-traded debt securities exempt from SEC registration

DEBT SECURITIES CARRY PRIVILEGES FOR INVESTORS

- Classified as a "Government Security" under Investment Company Act of 1940
- Carries a 20% capital risk weighting for many federally regulated entities
- Eligible collateral for the discount window at Federal Reserve Banks
- Has a #1 designation by the National Association of Insurance Commissioners (NAIC)
- Eligible investment for credit unions under the National Credit Union Administration's guidelines
- Eligible collateral for the Federal Reserve's standing repo facility

BROAD AND INDEPENDENT OVERSIGHT

FEDERAL OVERSIGHT

- Regulated by the Farm Credit Administration
- Oversight through Senate and House agricultural committees
- Subject to SEC regulations

OTHER OVERSIGHT

- Subject to NYSE rules
- Financial statements audited by PricewaterhouseCoopers
- Independent risk officer oversight, internal audit, and internal credit review functions

SUPERIOR MARKET ACCESS

- Uninterrupted daily access to the debt capital markets
- Debt costs correlate with those of other GSEs
- 30 approved dealers provide liquidity in debt securities to the capital markets
- Debt issued through the Federal Reserve book entry system

EXCEPTIONAL FINANCIAL STRENGTHS

ASSET QUALITY

- Historical cumulative credit losses of only 0.14% on $46 billion of volume
- Portfolio average loan-to-value ratio of 53%

LIQUIDITY & CAPITAL

- Tier 1 capital ratio of 12.9%[2]
- Core capital of $735 million above statutory minimum capital requirement
- $8.3 billion liquidity investment portfolio, providing 258 days of contingent sources of liquidity

DEBT SECURITIES NOT RATED BY A NRSRO

- GSE status allows continuous and cost-effective access to the U.S. agency debt markets
- Debt funding demand in excess of needs
- Benefit of credit rating does not outweigh the material dollar cost and time requirements
- GSEs and instrumentalities of the United States are often exempt from NRSRO rating requirement
- Many investors cannot use NRSRO ratings as investment criteria

[1] All information is as of September 30, 2026.
[2] Tier 1 capital consists of retained earnings, paid-in capital, common stock, and qualifying preferred stock.

$35.7 BILLION DEBT OUTSTANDING AS OF 9/30/2026

Note: Charts may not sum to total due to rounding.

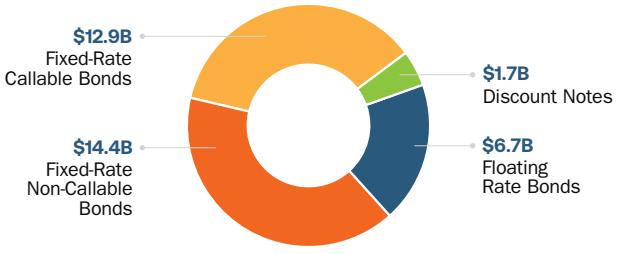

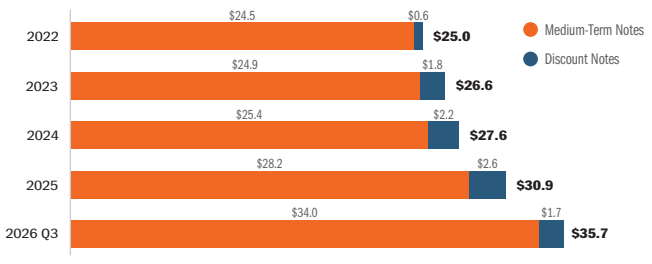

Note: $ in billions

FARMER MAC

2026 Q3 DEBT INVESTOR FACT SHEET

Accelerating Rural Opportunities

VISIT OUR BLOOMBERG PAGE FAMC <GO>

FINANCIAL INFORMATION

REVENUE

Note: $ in millions

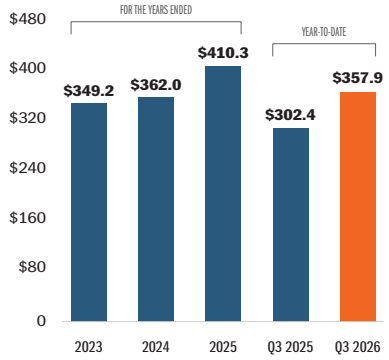

CORE EARNINGS

Note: $ in millions

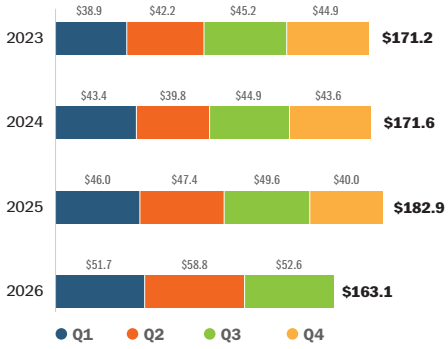

Note: Chart may not sum to total due to rounding.

*Core earnings, core earnings per diluted share, and net effective spread are non-GAAP measures. For a reconciliation of core earnings to GAAP net income, core earnings per share to earnings per common share, and net effective spread to GAAP net interest income, see "MD&A" in Farmer Mac's Form 10-K and 10-Q filed with the SEC on February 19, 2026 and November 6, 2026, respectively.

AGRICULTURAL LENDER CHARGE-OFF RATES

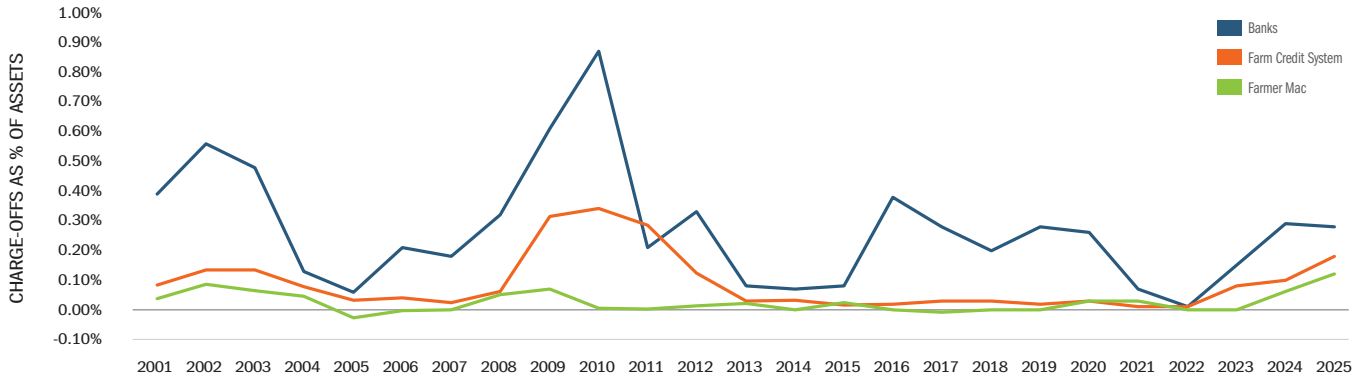

DEBT PROGRAM HIGHLIGHTS

DISCOUNT NOTE

	WINDOW	REVERSE INQUIRY	AUCTION
DESCRIPTION	Structure, sizes, and discount rates are sent to dealer group and posted on Bloomberg system (ADN5 <Go>); sizes are updated until offerings are closed.	Dealer/investor requests structure and sizes; Farmer Mac strives to fulfill each request.	Auction time, structures, and sizes sent to dealer group; lowest discount rate wins bonds.
TYPICAL STRUCTURE	1 week–1 year	1 week–1 year	1 week–1 year
TYPICAL SIZE	$5–250 million	$5–250 million	$5–250 million
SETTLEMENT	Same day–5 business days	Same day–5 business days	Same day–5 business days
ISSUANCE FREQUENCY	Daily	As requested	Monthly

MEDIUM-TERM NOTE

	POSTINGS	REVERSE INQUIRY	AUCTION
DESCRIPTION	Structures, sizes, and coupons are sent to dealer group; sizes are updated until offerings are closed.	Dealer/investor requests structure and sizes; Farmer Mac strives to fulfill each request.	Auction time, structures, and sizes sent to dealer group; lowest UST spread wins bonds.
TYPICAL STRUCTURE	Floating (SOFR, Fed Funds, T-bill, Prime) and Fixed Rate Bullets with maturities up to 30 years Callables (Fixed and Step Up/Down Rate) with flexible lockout and call features, with maturities of up to 30 years		Fixed-rate bullets and callables up to 30 years
TYPICAL SIZE	$5–250 million	$5–250 million	$5–250 million
SETTLEMENT	5–20 business days	5–20 business days	5–20 business days
ISSUANCE FREQUENCY	Daily	As requested	Tuesday and/or Thursday (as needed)*

* Auctions may occur on non-specified days as needed

CONTACT INFORMATION

Joseph Loftus
Senior Analyst - Fixed Income Strategy

jloftus@farmermac.com
202.579.0540

AGM LISTED NYSE AGM.A LISTED NYSE